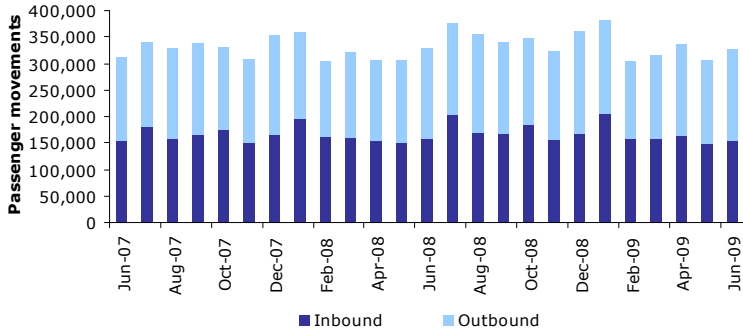


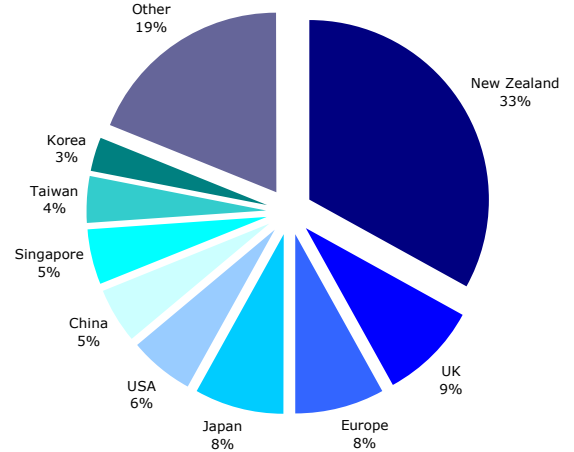
International Passenger Movements Summary Year Ended June 2009

International Passenger Movements at Brisbane Airport

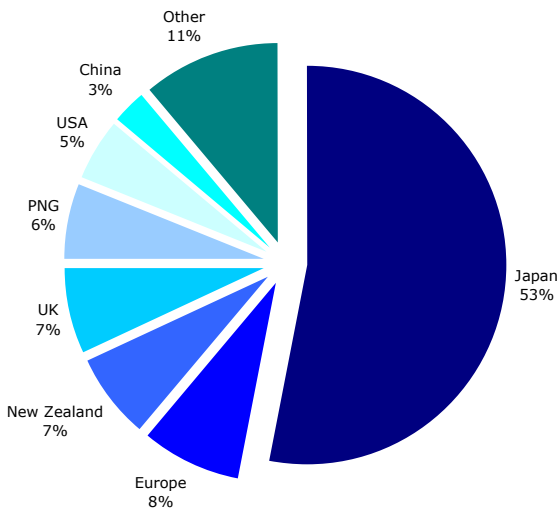


↑ Arrivals and Departures up 3% and 4.3% respectively from YE June 2008 to YE June 2009

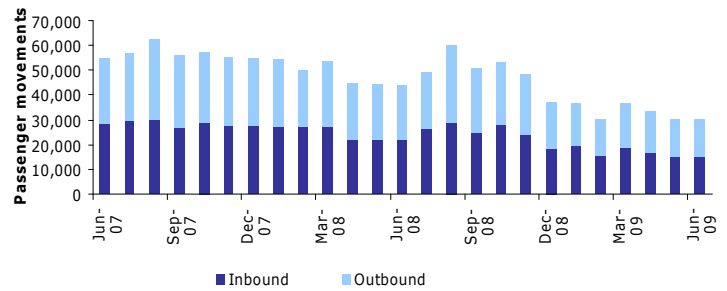
Major markets arriving at Brisbane



Major markets arriving at Cairns

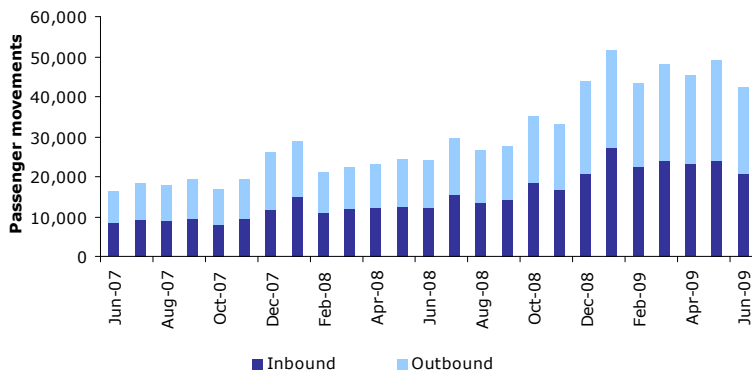


International Passenger Movements at Cairns Airport



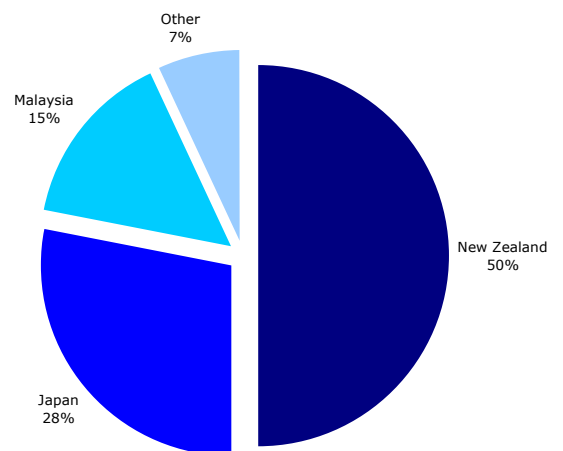
↓ Arrivals and Departures down 21% and 22.3% respectively from YE June 2008 to YE June 2009

International Passenger Movements at Gold Coast Airport



↑ Arrivals and Departures up 82.7% and 81.5% respectively from YE June 2008 to YE June 2009

Major markets arriving at the Gold Coast



SOURCES: Bureau of Infrastructure, Transport and Regional Economics ; Department of Immigration and Citizenship

DISCLAIMER

By using this information you acknowledge that this information is provided by Tourism Queensland (TQ) to you without any responsibility on behalf of TQ. You agree to release and indemnify TQ for any loss or damage that you may suffer as a result of your reliance on this information. TQ does not represent or warrant that this information is correct, complete or suitable for the purpose for which you wish to use it. The information is provided to you on the basis that the you will use your own skill and judgement and make your own enquiries to independently evaluate, assess and verify the information's correctness, completeness and usefulness to you before you rely on the information