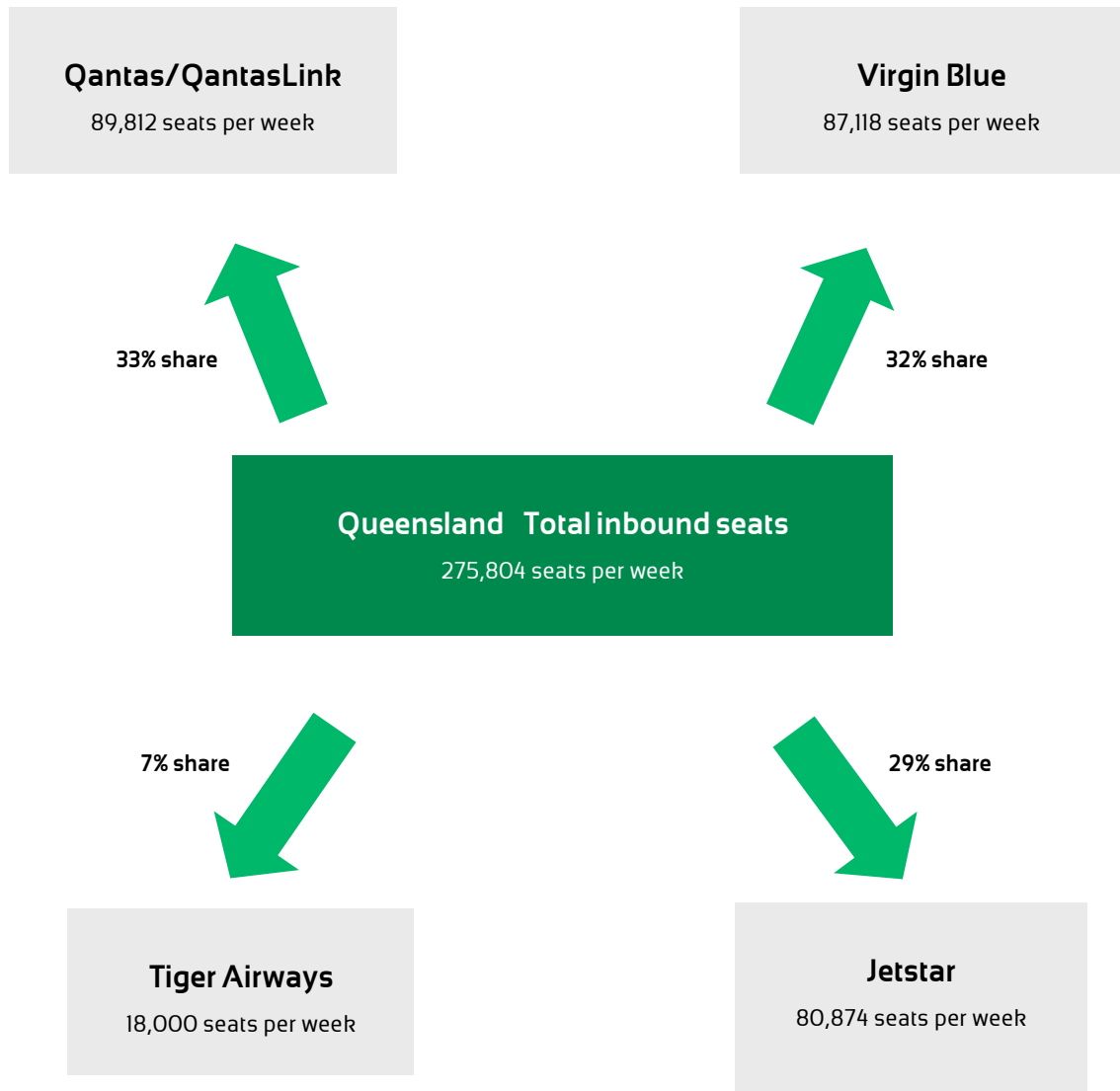


## February 2011 – Seats per week



Capacity as at week beginning 7 February 2011

## Seat capacity

Airport	Est. seats/week as at 7 February 2011*
Brisbane	125,807
Cairns	37,578
Gold Coast	54,406
Sunshine Coast	12,009
Mackay	12,512
Hamilton Island	5,661
Rockhampton^	7,644
Whitsunday Coast (Proserpine)	2,031
Townsville	16,256
Hervey Bay	1,900
Mount Isa	1,664
Gladstone	3,002
Bundaberg	1,664
Emerald	2,044
Longreach	394
Roma	808

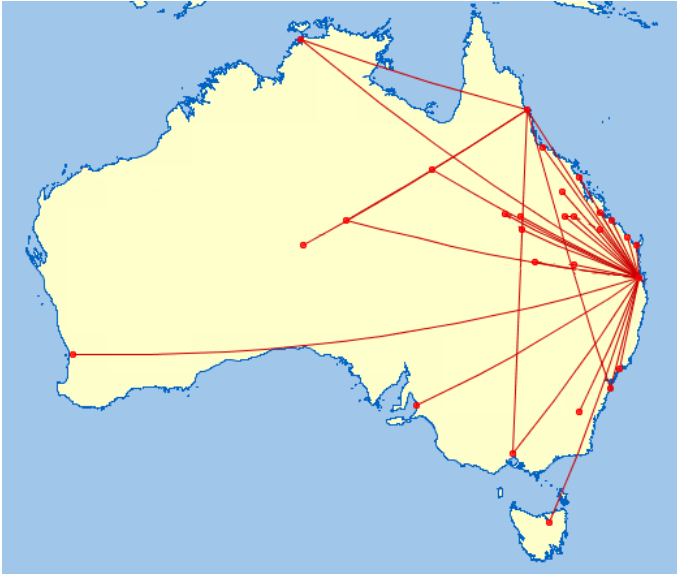
\* Capacity to Queensland airports includes all interstate services and intrastate flights from Brisbane only.

In February 2011, the weekly domestic seat capacity into Queensland's major destinations is estimated at 275,804 seats.

Tiger Airways commenced new flights from Sydney to Brisbane operating 21 flights per week which started on Monday 7 February 2011. New Tiger Airways flights from Melbourne (Avalon) to Brisbane will also operate 7 flights per week and commence on Tuesday 8 February 2011. These services will contribute 5,000 additional weekly seats to Brisbane's domestic capacity.

## Queensland routes

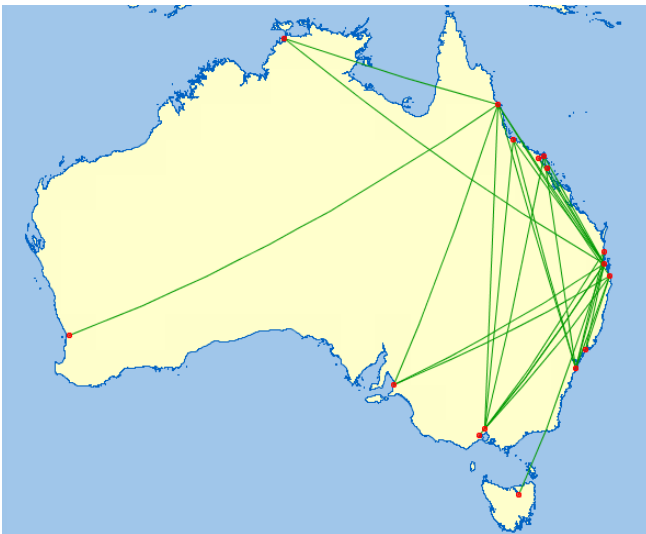
### Qantas



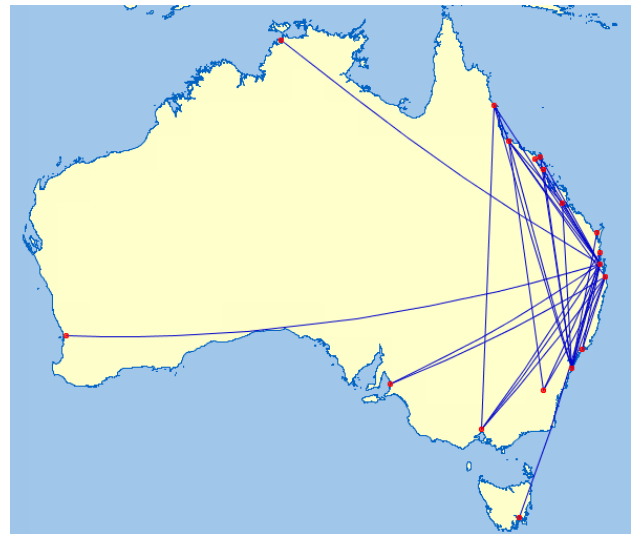
### Tiger Airways



### Jetstar



### Virgin Blue



**Data Sources:**  
Airline schedules

**For Further Information:**  
Market Access and Economics, Tourism Queensland

**Important Information:**

*By using this information you acknowledge that this information is provided by Tourism Queensland (TQ) to you without any responsibility on behalf of TQ. You agree to release and indemnify TQ for any loss or damage that you may suffer as a result of your reliance on this information. TQ does not represent or warrant that this information is correct, complete or suitable for the purpose for which you wish to use it. The information is provided to you on the basis that you will use your own skill and judgement and make your own enquiries to independently evaluate, assess and verify the information's correctness, completeness and usefulness to you before you rely on the information.*